


GET PAST PLASTIC



Plastic Bags banned



Take out Foam Containers: Banned



Plastic Straws ONLY
Upon Request

P.L. 2020 Chapter 117

NJ PLASTIC ADVISORY COUNCIL

- ▶ **NJ DEP Representative:** Janine MacGregor, DSWM
- ▶ **NJ DOH Representative:** Loel Muetter, Director, CEOHS
- ▶ **NJ Agriculture Designee:** Tim Fekete, Soil Erosion & Sediment Control
- ▶ **Two Members of the Academic Community:**
Judith Enck, Bennington College, Beth Ravit, Rutgers University
- ▶ **Four Members Representing the Environmental Community:**
Nandini Checko, ANJEC, Melissa Miles, EJ Alliance, Amanda Nesheiwat
Hudson County Improvement Authority, Cindy Zipf, Clean Ocean Action, NJ PAC Chair
- ▶ **Four Members Representing Stores and Food Service Businesses:**
Lauren Craig, Coca-Cola, Tim McLoone, McLoone Family of Restaurants,
Charles Malaniak, LKQ Corp, Mary Ellen Peppard, Food Council
- ▶ **Polystyrene Foam Industry:** Christine Cassidy – Dart Container Services
- ▶ **Recycling Industry:** Gary Sondermeyer, Bayshore Recycling
- ▶ **Local Government:** John Weber, Councilman, Bradley Beach

Council Mandates

- ▶ Year One Review and Submit a Report:
 - ▶ Report on success of the Get Plastic Law and make recommendations for improvements
- ▶ Year Two Review and Submit a Report
 - ▶ Evaluate the health impacts of plastic, alternatives,
 - ▶ recommend ways to:
 - ▶ reduce the use of plastics and
 - ▶ amount of plastics entering the environment, and
 - ▶ increase the rate of recycling plastic



NEW JERSEY PLASTICS ADVISORY COUNCIL

First-Year Report

**MAY 4, 2023
FINAL REPORT**

YEAR ONE REPORT

Twenty Opportunities for Action

Section 2: First-Year Report Opportunities For Action

#1 Reusable Bag Collection & Sanitation Pilot Program	4
#2 Clarify Definition Of Reusable Bags	4
#3 Verification Of Claims Of Reusable Bag Compliance	4
#4 Uniform Enforcement Standards	4
#5 Clarifications On Dispensing Of Straws	4
#6 Plastics Education Campaign	4
#7 Get Past Plastic Promotional Campaign	4
#8 Major Wastewater Treatment Plant (Wwtp) Optimization Studies	4
#9 Support For Pending Micro-Plastics Related Legislation	4
#10 Evaluating The Need For New Micro-Plastics Related Legislation	4
#11 New Jersey Academic Institution Collaboration To Close Research Gaps & Public Outreach	4
#12 Capitalizing On Microplastic Research And Regulation Outside New Jersey	4
#13 Promoting Waste Reduction At All Public Facilities	4
#14 Expanded Waste Reduction And Recycling In Schools	4
#15 Reduce Packaging & Increase Recycling Through Extended Producer Responsibility Legislation	4
#16 Truth In Labeling	4
#17 Fostering A Reuse And Refill Green Business Economy	4
#18 Standardization Of Designated Recyclable Materials For Plastics #1, #2 And #5	4
#19 Establish A Plastics Reduction And Recycling	4
#20 Effective Collaboration With The Legislature And State Agency Funding	4

Second Year Report in Final Approval

- Builds-out on all 20 Actions
- Provides detailed policy recommendations
- Bottle Redemption Public Meeting
- Stakeholder input for Waste Reduction

**GET  PAST
PLASTIC**



dep.nj.gov/get-past-plastic

dep.nj.gov/get-past-plastic/plastics-advisory-council/



Drowning in a Sea of Plastic!

Solutions to Plastic Pollution

Our SHERO the Healthy Ocean

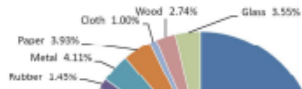
- Nature's #1 Buffer to People-Spiked Climate Change – contributed to by plastic
 - Absorbs 30% Carbon
 - Absorbed 90% of human infused heat!
 - Still absorbing heat
- Provides 70% of our Oxygen
- Is the source of life on Earth
- Sustains life on Earth
- But.....

NOT a Solution to Plastic Pollution



There are many real solutions

Percent Breakdown by Category/Debris Type



Breakdown by Category/Debris Type

2022 Totals	Spring	Fall	Total	% of Total
Plastic	138,326	137,727	276,053	73.25%
Foam Plastic	21,848	13,338	34,686	9.70%

6 2022 Beach Sweeps Report

2022 Results

Items	Spring Total	Fall Total	Total	% of Total
Food, Candy Wrappers/Bases	20,500	16,953	37,453	9.94%
Store/Shopping Bags	3,779	2,054	5,833	1.55%
Deer Waste Bags	732	613	1,345	0.35%
Other Bags	1,927	1,649	3,576	0.95%
Beverages/Soda Bottles	5,435	4,616	10,051	2.67%
Other Bottles/Jugs	1,429	1,591	3,020	0.80%
Bottle Caps/Lids	25,327	27,185	52,512	13.93%
Cap Rims	3,105	4,415	7,520	1.99%
Cigarette Filters	10,586	12,003	22,589	5.99%
Lighters	442	416	858	0.23%
Cigarette Packaging	684	781	1,465	0.39%
Clear Tips	5,071	4,483	9,554	2.53%
E-Cigarette Cartridges/Caps/Pens	1,114	1,397	2,511	0.67%
Bait Bags/Containers	219	177	396	0.11%
Line (tangle)	495	426	921	0.24%
Line (piece)	366	234	600	0.16%
Lures, Floats	754	222	976	0.13%
Fishing Nets	345	123	468	0.07%
Bowfishing Tools	5,275	5,255	10,530	2.81%
Forks, Knives, Spoons	1,546	1,773	3,319	0.88%
Food Lids	1,822	1,383	3,205	0.85%
Straws/Stirrers	10,900	10,316	21,216	5.63%
Takeout Containers	1,064	625	1,689	0.45%
Cotton Swab Sticks	107	317	424	0.11%
Dental Floss/Picks	980	838	1,818	0.48%
Diapers	57	79	136	0.04%
Disposable Wipes	432	473	905	0.24%
Syringes	218	237	455	0.12%
Tampon Applicators	1,070	908	1,979	0.52%
Light Sticks	230	183	413	0.11%
Pens	423	389	812	0.22%
Plastic Pieces	26,728	27,141	53,869	14.29%
Ribbon/Tape (no balloon)	1,036	990	2,026	0.54%
Rope	524	557	1,081	0.29%
6-Pack Holders	106	79	185	0.05%
Sheeting	102	78	180	0.05%
Shotgun Shells	241	343	584	0.15%
Strapping Bands	377	394	771	0.20%
Towels	1,159	1,817	2,976	0.79%
Other Plastics	4,949	6,799	11,748	3.12%
Building/Deck Material	957	603	1,560	0.41%
Cups	1,008	885	1,893	0.50%
Packaging Materials	2,130	1,168	3,298	0.87%
Foam Pieces	13,913	7,812	21,725	5.76%
Plates	221	159	380	0.10%
Trays	89	56	145	0.04%
Takeout Containers	385	272	657	0.17%
Other Foam Plastic	2,645	2,383	5,028	1.33%
Disposable Face Masks	1,263	588	1,851	0.49%
Reusable Face Masks	185	68	253	0.07%
Disposable Gloves	477	448	925	0.25%

Items	Spring Total	Fall Total	Total	% of Total
Balloons - Mylar/Plastic	578	541	1,119	0.30%
Mylar With String/Ribbon	338	233	571	0.15%
Balloons - Rubber/Latex	475	473	948	0.25%
Rubber With String/Ribbon	156	155	311	0.08%
Condoms	195	175	370	0.10%
Rubber Bands	306	438	744	0.20%
Reusable Gloves	81	75	156	0.04%
Tires: Piece	130	140	270	0.07%
Tires: Whole	26	10	36	0.01%
Other Rubber	401	558	959	0.25%
Batteries: Car	24	11	35	0.01%
Batteries: Other	74	45	119	0.03%
Bottle Caps	2,175	1,973	4,148	1.10%
Beverage Cans	2,659	2,575	5,234	1.39%
Other Cans	133	198	331	0.09%
Fishing: Hooks	60	83	143	0.04%
Fishing: Sinkers	42	16	58	0.02%
Foil	653	952	1,605	0.43%
Nails	532	248	780	0.21%
Wire	349	576	925	0.25%
Metal Pieces	552	426	978	0.26%
Pop Lids	186	167	353	0.09%
Other Metal	397	370	767	0.20%
Beverage Cartons/Bboxes	350	258	608	0.16%
Cardboard	852	902	1,754	0.47%
Cups	579	488	1,067	0.28%
Newspaper/Magazines	441	208	649	0.17%
Paper Bags	409	383	792	0.21%
Paper Pieces	3,013	4,261	7,274	1.93%
Plates	230	140	370	0.10%
Other Paper	719	1,573	2,292	0.61%
Blankets/Sheets/Towels	252	180	432	0.11%
Clothing: Sock/ly	315	417	732	0.19%
Shoes/Sandals	183	205	388	0.10%
String (No Balloon)	421	496	917	0.24%
Other Cloth	652	639	1,291	0.34%
Ice Cream Spoon/Sticks	346	352	698	0.19%
Lumber/Pieces	3,093	3,241	6,334	1.68%
Pallets	135	207	342	0.09%
Other Wood	1,352	1,584	2,936	0.78%
Beverage Bottles	1,523	1,182	2,705	0.71%
Other Bottles/Jars	203	226	429	0.11%
Glass Pieces	4,041	6,119	10,160	2.69%
Other Glass	469	397	866	0.23%



J. Beach Captain, Grace Harrison, and friend share

2022 Beach Sweeps	Spring	Fall	Totals
Total Items Collected	191,684	185,285	376,969
Number of Volunteers	4,428	3,720	8,148



Beachy Clean Fun Since 1985!
A day of service, a lifetime of evidence
to make the ocean cleaner!

8,315,027
Pieces of Debris
Collected Over 37 Years!

- 2 Overview
- 3 Data in Action
- 4 2022 Highlights
- 5 Roster of the Ridiculous
- 6 2022 Detailed Data
- 8 Ocean Wavemakers
- 10 Featured Sponsors
- 11 "Meanwhile" & Spotlights



8,148 volunteers
removed
376,969 pieces of
debris




GET PAST PLASTIC



Plastic Bags banned



Take out Foam Containers: Banned



Plastic Straws ONLY
Upon Request

P.L. 2020 Chapter 117

Plastic is a convivence that is taking our
breath away and our future



Let's move like it!



Resist Using!

Solutions are every where we are!

- Enforce EXSITING laws! regulatory permits, littering, illegal dumping
- Create technology & require technology to eliminate release including microplastics
- Increase cost for generating plastic
- Prohibit “phony plastic recyclables”
- Challenge yourself to make reducing plastic a personal priority-- home, school, town, county, state, nation.
- Live by Reuse-Refill as much as you can
- Resist fast and cheap – limit “stuff” and fast fashion
- RECYCLE!
- Support elected officials who will be passionate on these issues
- Share your wisdom and ideas!



Cindy Zipf
Executive Director

732-872-0111

zipf@CleanOceanAction.org

CleanOceanAction.org